

Bourbonnais

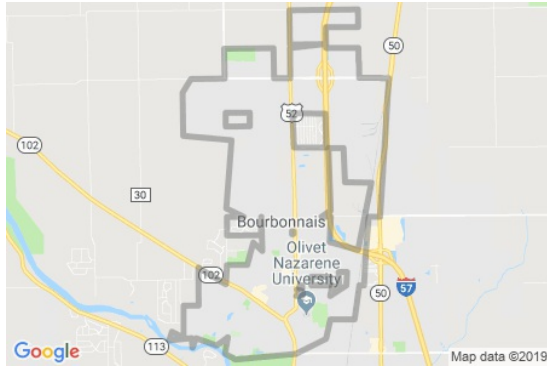
County: Kankakee

Village of Bourbonnais

815-937-3570



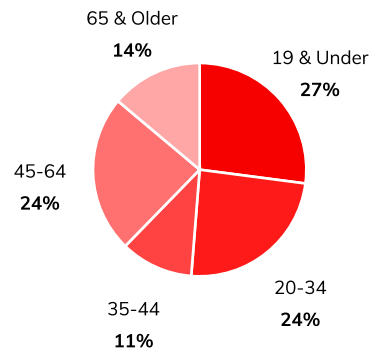
Illinois
Department of Commerce
& Economic Opportunity
JB Pritzker, Governor



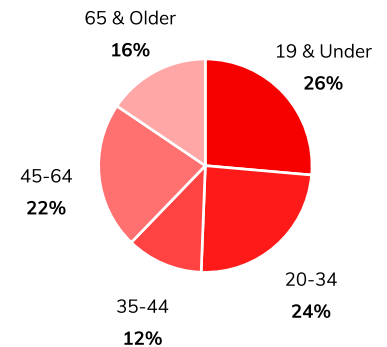
Source: ESRI®, 2018

Population

Population By Age 2018



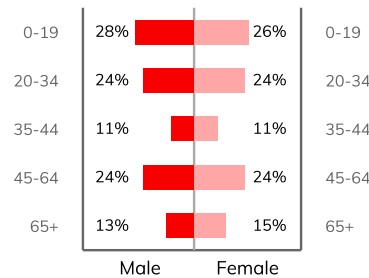
Population By Age 2023




Population Overview

Population 2018:	18,395
Population 2023:	18,087
Female Population 2018:	9,627
Male Population 2018:	8,762
Diversity Index:	35.6

Age & Gender 2018



Median Age 2018




Population By Race

White:	85%
Black or African American:	8%
Hispanic or Latino:	6%
Two or More Races:	3%
Asian:	2%
Some Other Race:	2%
American Indian:	Below 1%
Native Hawaiian or Pacific Islander:	Below 1%

Households



Total Families



Workforce

Total Workforce:	9,443
Employed:	95%
Unemployed:	5%

Average Daily Commute



Net Migration



Housing Overview


2018 Median Home Value:	\$184,528
2023 Median Home Value:	\$198,210
2018 Total Housing Units:	6,521
2018 Owner Occupied Units:	4,341
2018 Renter Occupied Units:	1,765
2018 Vacant Units:	415
2023 Total Housing Units:	6,601
2023 Owner Occupied Units:	4,314
2023 Renter Occupied Units:	1,765
2023 Vacant Units:	600

Employment by Industry


Educational Services:	1,534
Health Care/Social Assistance:	1,338
Manufacturing:	998
Retail Trade:	884
Accommodation/Food Services:	823
Transportation/Warehousing:	538
Other Services:	431
Construction:	425
Public Administration:	388
Finance/Insurance:	340
Professional/Scientific/Tech Services:	328
Arts/Entertainment/Recreation:	225
Wholesale Trade:	193
Admin/Support/Waste Management Services:	184
Information:	158
Real Estate/Rental/Leasing:	104
Utilities:	62
Agriculture/Forestry/Fishing/Hunting:	61
Management of Companies/Enterprises:	0
Mining/Quarrying/Oil & Gas Extraction:	0

Income


Median Household Income



Average Household Income



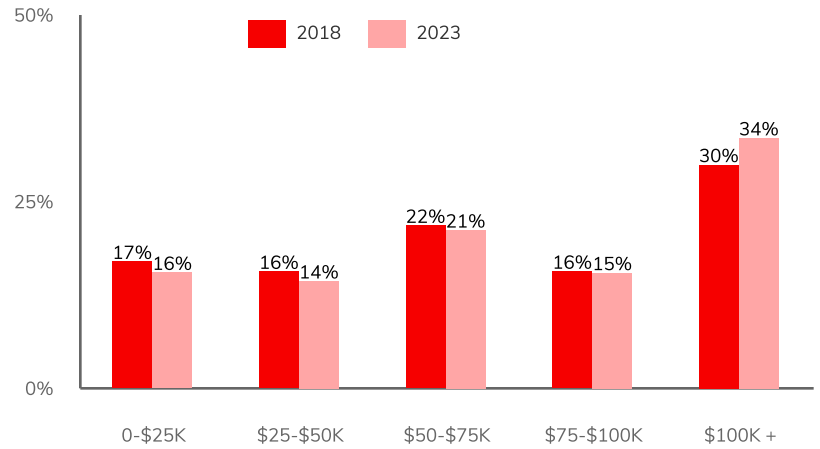
Per Capita Income



Income Growth

Per Capita Income Annual Growth Rate	1.97%
Median Household Income Annual Growth Rate	1.46%

Household Income Distribution

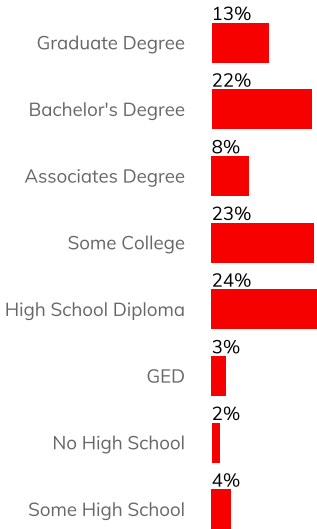


Education

Education Levels

Graduate Degree	1,438
Bachelor's Degree	2,529
High School Diploma	2,689

Education Attainment 2018



Source: ESRI®, 2018