



Village of Bourbonnais Fiscal Year 2026 Annual Budget



TABLE OF CONTENTS

SUMMARY – ALL FUNDS	1
GENERAL FUND REVENUES	2-4
GENERAL FUND EXPENDITURES	5
1. ADMINISTRATION.....	6-7
2. COMMUNITY DEVELOPMENT.....	8-9
3. FINANCE.....	10-11
4. MARKETING & PUBLIC ENGAGEMENT.....	12-13
5. POLICE.....	14-15
6. PUBLIC WORKS.....	16-23
I. VEHICLE FLEET DIVISION	
II. STREETS & DRAINAGE DIVISION	
III. PARKS DIVISION	
7. BUILDING & CODE ENFORCEMENT.....	24-25
8. VILLAGE BOARD.....	26-27
9. CENTRAL SERVICES.....	28-29
SPECIAL FUNDS	30
A. THE GROVE AT GOSELIN PARK.....	31-32
B. MOTOR FUEL TAX FUND.....	33
C. SEWER OPERATING FUND.....	34
D. DEBT SERVICE FUND.....	35
E. TAX INCREMENT FINANCING #18 FUND.....	36
F. IMPACT FEES FUND.....	37
G. TAX INCREMENT FINANCING #21 FUND.....	38
H. BUSINESS DISTRICT FUND.....	39

**Village of Bourbonnais
Fiscal Year 2026 -
BUDGET SUMMARY**

NET CHANGE IN FUND

TRANSFERS

TRANSFERS

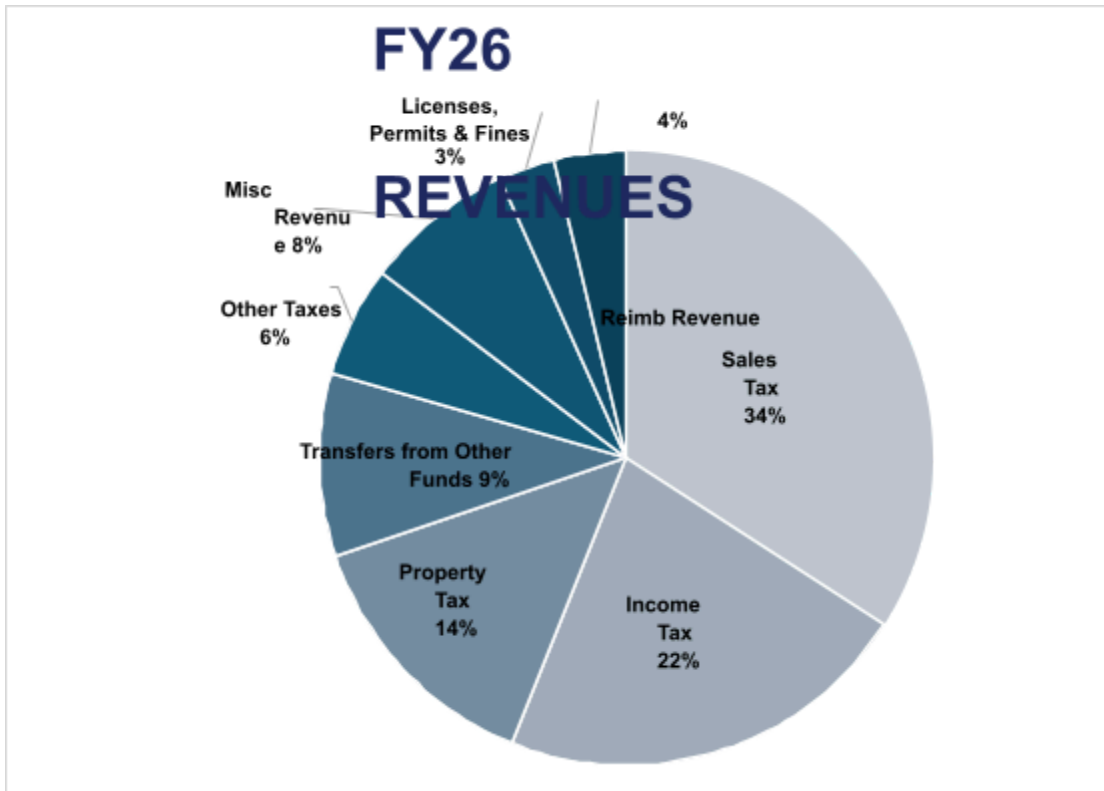
FUND TYPE	IN	OUT		BALANCE		
REVENUES						
EXPENSES						
NET GOVERNMENTAL FUNDS:						
GENERAL FUND	13,291,030	13,611,305	(320,275)	1,409,811	852,350	237,186
THE GROVE AT GOSELIN PARK	230,500	400,893	(170,393)	-	-	(170,393)
MOTOR FUEL TAX	825,657	870,358	(44,701)	-	-	(44,701)
DEBT SERVICE	-	2,275,929	(2,275,929)	2,275,929	-	-
TIF #18	1,101,012	411,579	689,433	-	323,927	365,506
IMPACT FEES	50,025	44,000	6,025	-	-	6,025
TIF #21	226,742	181,529	45,213	-	-	45,213
BUSINESS DISTRICT	1,779,000	321,767	1,457,233	-	1,449,652	7,581
TOTAL GOVERNMENTAL FUNDS	17,503,966	18,117,360	(613,394)	3,685,740	2,625,929	446,417

FUND TYPE**TRANSFERS IN****TRANSFERS OUT****NET CHANGE IN
FUND BALANCE****REVENUES****EXPENSES****NET ENTERPRISE****(UTILITY) FUND:**

SEWER OPERATING	3,767,813	3,493,202	274,611	-	273,811	800
TOTAL ENTERPRISE (UTILITY) FUND	3,767,813	3,493,202	274,611	-	273,811	800

GENERAL FUND REVENUE SUMMARY

GOVERNMENTAL OPERATIONS



The primary General Fund revenue sources are Sales Tax, Income Taxes, and Property Taxes.

Sales Tax: The Village receives the equivalent of 1% Sales Tax from the proceeds of a statewide sales tax that is distributed based upon the point of sale by the Illinois Department of Revenue.

Income Tax: A share of State Income Taxes paid by individuals and businesses from withholding, estimates, and tax returns are disbursed by the State of Illinois based upon a statewide per capita formula which means that the state's economy plays a major role in what the Village receives as Income Tax revenue and makes it very vulnerable to adjustments within the State of Illinois' budget/legislative processes.

Property Tax: Each year the Village files a Tax Levy with Kankakee County and collects the receipts during the following year. Based upon the 2024 Tax Levy, the Village expects to receive a total of \$2,023,620 in FY26.

Other Taxes include the following:

Use Tax: The State of Illinois collects a Use Tax on purchases of personal property by Illinois residents from out-of-state retailers. The State then distributes a share of this tax to local governments on a per capita basis. Due to changes in the Leveling the Playing Field Act effective January 1, 2025, IML has forecasted a substantial decrease in their per capita forecast; a drop from \$42.18 to \$19.60.

Cannabis Use Tax: The State of Illinois legalized the sale of recreational cannabis and imposed a tax beginning in 2020. 8% of the State's tax revenues is distributed on a per-

Tax: capita basis to municipalities and is restricted to be used for crime prevention and drug programs.

PPRT: The State of Illinois began collecting replacement taxes to replace funds lost by local governments due to a change in the Illinois Constitution, which abolished the powers for local governments to impose personal property taxes on business entities. PPRT is disbursed eight times per year.

Franchise Tax: This fee is remitted by the Village's cable service providers. It is a 5% assessment on the provider's gross revenue.

Video Gaming Tax: Money collected from establishments with video gaming machines is reported to the Illinois Gaming Board. As of July 2024, a 35% tax is imposed on net

Tax: terminal income by the Illinois Gaming Board, of which 14.7% is disbursed to the municipality where the video gaming machines are located.

Village of Bourbonnais

Fiscal Year 2026 - GENERAL FUND REVENUES

GL NUMBER	ACCOUNT DESCRIPTION	2024-25 AMEND ED BUDGE T	2024-25 ACTIVITY THRU 03/31/25	2025-26 APPROVED BUDGET
TAX REVENUE				
01-30-3012	PERSONAL PROPERTY REPLACEMENT TAX	130,000	57,862	65,000
01-30-3014	STATE INCOME TAX	3,106,044	2,352,300	3,238,096
01-30-3015	STATE SALES TAX	4,276,385	3,147,323	5,010,000
01-30-3016	PROPERTY TAX	1,919,815	1,977,428	2,023,620
01-30-3020	STATE LOCAL USE TAX	766,158	548,089	356,014
01-30-3021	STATE CANNABIS EXCISE TAX	28,336	21,295	30,152
01-30-3024	VIDEO GAMING TAX	225,000	150,974	205,000
	TOTAL TAX REVENUE		8,255,271	10,927,882
	10,451,738			
LICENSE REVENUE				
01-31-3111	LIQUOR LICENSES	47,500	17,250	49,500
01-31-3112	NURSING HOME LICENSES	3,000	3,000	3,000
01-31-3115	VENDING LICENSES	6,000	1,525	4,000
01-31-3125	RAFFLE LICENSES	175	50	150
01-31-3127	BUSINESS LICENSES	7,500	-	7,500
01-31-3129	VIDEO GAMING LICENSES	11,750	9,250	11,750
	TOTAL LICENSE REVENUE	75,925	31,075	75,900
FINE REVENUE				
01-32-3211	PARKING TICKETS	6,750	3,175	4,000
01-32-3212	AUTO IMPOUND FEES	30,000	21,000	25,000
01-32-3213	ORDINANCE VIOLATIONS	20,000	21,220	20,000
01-32-3215	CIRCUIT COURT FINES	47,000	40,892	47,000
01-32-3216	POLICE REPORTS	4,300	3,455	4,000
01-32-3217	WARRANT REVENUE	540	850	815
	TOTAL FINE REVENUE	108,590	90,592	100,815
REIMBURSEMENT REVENUE				
01-33-3516	GRANT REVENUE	-	-	280,000
01-33-3517	STATE & FEDERAL REIMBURSEMENTS	191,100	3,202,293	154,277
01-33-3518	TRAFFIC SIGNAL REIMBURSEMENT	10,000	102,692	15,000
01-33-3521	OTHER REIMBURSEMENT REVENUE	2,000	1,615	2,100
01-33-3522	POLICE REIMBURSEMENTS	95,000	101,627	105,000

TOTAL REIMBURSEMENT REVENUE	3,408,22	556,377
298,100	7	

**FRANCHISE
REVENUE**

01-34-3116	FRANCHISE - CABLE TV	224,800	165,731	192,000
01-34-3118	FRANCHISE - TELEPHONES	9,360	7,801	9,360
	TOTAL FRANCHISE REVENUE	234,160	173,532	201,360

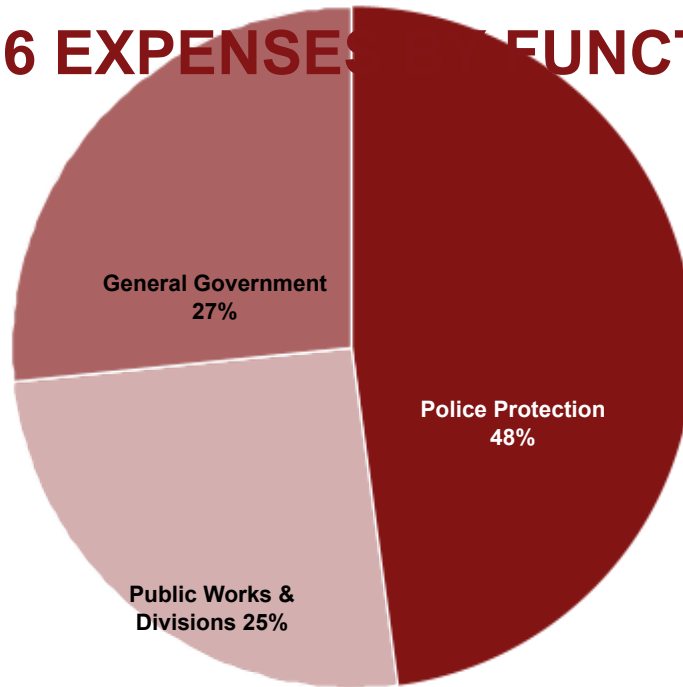
Village of Bourbonnais

Fiscal Year 2026 - GENERAL FUND REVENUES

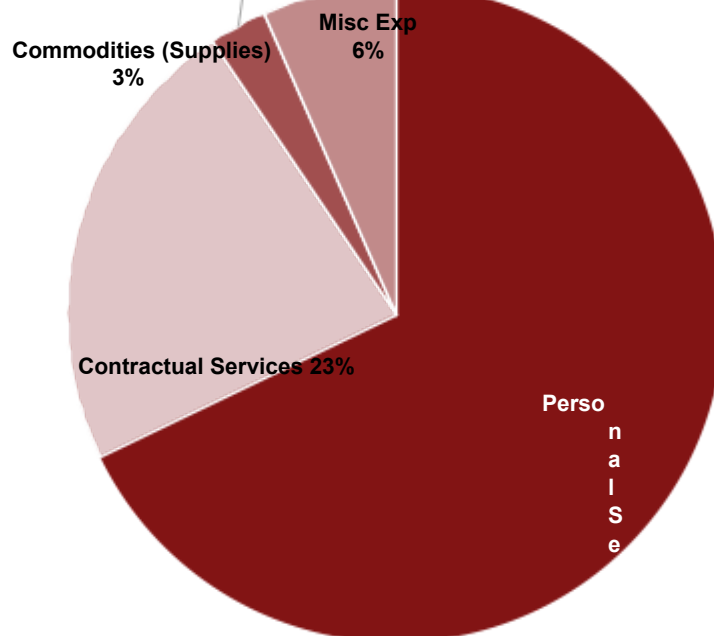
GL NUMBER	ACCOUNT DESCRIPTION	2024-25 AMENDED BUDGET	2024-25 ACTIVITY THRU 03/31/25	2025-26 APPROVED BUDGET
PERMIT REVENUE				
01-35-3109	ADMINISTRATIVE FEES	21,000	20,336	22,000
01-35-3113	BUILDING PERMIT FEES	240,000	178,097	212,000
01-35-3114	PLANNING & ZONING FEES	5,000	3,050	5,000
01-35-3120	RE-INSPECTION FEES	500	450	500
01-35-3121	RENTAL REGISTRATIONS & INSPECTIONS	20,000	15,445	17,000
01-35-3122	SOLICITORS PERMITS	1,250	1,895	1,700
01-35-3128	TRUCK PERMIT FEES	7,200	7,150	8,000
01-35-3131	TEMPORARY OCCUPANCY ADMIN FEES	2,100	900	1,500
01-35-3134	GARAGE SALE PERMIT FEES	-	60	100
	TOTAL PERMIT REVENUE	297,050	227,383	267,800
MISCELLANEOUS REVENUE				
01-39-3910	INTEREST INCOME	170,000	163,244	90,000
01-39-3912	INVESTMENT INCOME	250,000	808,785	550,000
01-39-3920	SALE OF ASSETS	40,000	163,408	31,000
01-39-3921	VOICE STREAM TOWER RENTAL	53,172	44,988	50,525
01-39-3926	PARK & PAVILION RENTAL	345	770	570
01-39-3927	FINGERPRINTING FEES	2,100	1,870	1,800
01-39-3928	DONATED CASH & PROPERTY	-	2,700	-
01-39-3937	SPONSORSHIP REVENUE	-	1,000	1,000
01-39-3950	LOAN PROCEEDS	-	203,545	406,000
01-39-3990	MISCELLANEOUS REVENUE	20,000	381,357	30,000
	TOTAL MISCELLANEOUS REVENUE 535,617		1,771,667	1,160,895
TRANSFER REVENUE				
01-39-3961	TRANSFERS FROM OTHER FUNDS	1,725,475	341,643	1,409,811
	TOTAL TRANSFER REVENUE	1,725,475	341,643	1,409,811
	TOTAL GENERAL FUND REVENUES		13,726,655	14,299,390
	14,700,840			

GENERAL FUND EXPENDITURE SUMMARY GOVERNMENTAL OPERATIONS

FY26 EXPENSES BY FUNCTION



FY26 EXPENSES BY CATEGORY VILLAGE-WIDE





Administration Department

The Administration Department is responsible for implementing the policies and directives of the Village President and Village Board. The Administration Department offers strategic planning support, communication, and leadership to ensure quality municipal services are provided to the residents of Bourbonnais.

The Village Administrator is responsible for the day-to-day management and operation of all village departments. Divisions within the Administration Department include Administration, Village/Deputy Clerk, Human Resources, and Legal Services.

Primary Function/Services of Administration:

- Executing Board policies and objectives, agendas, research, and intergovernmental relations
- Responding to citizen and business requests for information and assistance

Primary Function/Services of the Village/Deputy Clerk:

- Maintains and manages all Village records and their retention
- Coordinates and responds to all Freedom of Information (FOIA) requests

Primary Function/Services of Human Resources:

- Facilitates employee recruitment and onboarding processes
- Oversees employee benefit programs and bi-weekly payroll
- Manages the Village's liability, property, and worker's compensation insurance programs

Primary Function/Services of Legal Services:

- Provides legal support and guidance related to the Village's day-to-day operations

Department Snapshot:

✿ 5 Full-Time Employees

✿ 7 New Full-Time Village Employees Onboarded by Human Resources in 2024

Administration: 1

Police: 4

Public Works: 2

✿ 188 FOIA Requests processed by the Village in 2024

Village of Bourbonnais
Fiscal Year 2026 - GENERAL FUND EXPENDITURES

2024-25 2024-25 2025-26
 AMENDED ACTIVITY APPROVED

ADMINISTRATION DEPARTMENT

GL NUMBER	ACCOUNT DESCRIPTION	BUDGET	THRU 03/31/25	BUDGET
01-11-4011	SALARIES & WAGES	396,128	381,364	386,657
01-11-4071	I.M.R.F. EXPENSE	35,295	34,733	35,923
01-11-4072	F.I.C.A. EXPENSE	24,560	23,341	23,694
01-11-4074	MEDICARE EXPENSE	5,744	5,459	5,541
01-11-4117	HEALTH & LIFE INSURANCES	68,876	65,420	71,320
	TOTAL PERSONNEL	530,603	510,317	523,135
01-11-4120	TELEPHONE & COMMUNICATIONS	540	479	540
01-11-4124	EXPENSE REIMBURSEMENT	900	163	500
01-11-4134	TRAINING & CONFERENCES	3,590	590	3,180
01-11-4136	DUES & SUBSCRIPTIONS	5,135	1,010	5,815
01-11-4137	PRINTING	250	75	325
01-11-4138	ADVERTISING	-	-	500
	TOTAL CONTRACTUAL	10,415	2,317	10,860
01-11-4916	CONTINGENCY & MISC. EXPENSE	-	-	500
	TOTAL MISCELLANEOUS	-	-	500
	TOTAL ADMINISTRATION	541,018	512,634	534,495



Community Development Department

The Community Development Department is responsible for implementing plans, policies, and regulations related to present and future development and redevelopment within the Village.

The Planning Commission/Zoning Board of Appeals is created by state law and is a division of the Community Development Department. Members of the Planning Commission/Zoning Board of Appeals are appointed by the Mayor with the advice and consent of the Board of Trustees. Members are appointed for overlapping five-year terms. The Mayor designates one person as the chairperson.

Primary Function/Services of Community Development:

- Helps the public, as well as the Planning Commission, with development and planning-related activities
- Facilitates the review and approval of annexation, zoning and subdivision applications
- Ensures compliance with the zoning, land use and subdivision regulations and policies
- Evaluates and recommends incentive opportunities
- Fosters an environment to encourage high quality design for development and redevelopment projects

Primary Function/Services of Planning Commission/Zoning Board of Appeals:

- To serve in an advisory capacity to the Village Board
- Conducts public hearings on all applications for rezoning, special use permits, planned unit developments, zoning variations, ordinance amendments and requests for annexations, as specified in the Illinois Compiled State Statutes
- Reviews and acts on subdivision applications

Department Snapshot:

✦ **2 Full-Time Employees**

✦ **7 Part-Time Commissioners**

✦ **7 Planning Commission cases heard in 2024**

Village of Bourbonnais
Fiscal Year 2026 - GENERAL FUND EXPENDITURES

2024-25 2024-25 2025-26
 AMENDED ACTIVITY APPROVED

COMMUNITY DEVELOPMENT DEPARTMENT

GL NUMBER	ACCOUNT DESCRIPTION	BUDGET	THRU 03/31/25	BUDGET
01-12-4011	SALARIES & WAGES	41,573	36,040	10,713
01-12-4071	I.M.R.F. EXPENSE	3,704	3,405	1,007
01-12-4072	F.I.C.A. EXPENSE	2,578	2,229	664
01-12-4074	MEDICARE EXPENSE	603	521	155
01-12-4117	HEALTH & LIFE INSURANCES	20,308	18,855	3,134
	TOTAL PERSONNEL	68,766	61,050	15,673
01-12-4120	TELEPHONE & COMMUNICATIONS	1,020	732	1,470
01-12-4124	EXPENSE REIMBURSEMENT	5,000	432	5,400
01-12-4134	TRAINING & CONFERENCES	12,010	2,361	9,275
01-12-4136	DUES & SUBSCRIPTIONS	1,841	983	1,375
01-12-4138	ADVERTISING	3,000	496	5,500
01-12-4150	COMPUTER SERVICES	2,000	1,626	2,000
01-12-4154	OTHER PROFESSIONAL SERVICES	46,250	6,180	51,780
01-12-4155	ECONOMIC INCENTIVES	10,000	-	5,000
	TOTAL CONTRACTUAL	81,121	12,810	81,800
01-12-4218	SUPPLIES - OTHER	100	34	550
	TOTAL COMMODITIES	100	34	550
01-12-4916	CONTINGENCY & MISC. EXPENSE	490	-	490
	TOTAL MISCELLANEOUS	490	-	490
	TOTAL COMMUNITY DEVELOPMENT	150,477	73,894	98,513

**NOTE: Community Development and Planning Commission will be combined into 1 department starting in FY26. FY25 shows combined data for each of the separate department expenditures.*



Finance Department

The Finance Department is responsible for coordinating the planning and management of all financial operations of the Village while following generally accepted accounting principles (GAAP) and Village Board policies. The Finance Department is committed to ensuring fiscal responsibility in all financial matters while operating in an open and transparent manner.

Primary Function/Services of Finance:

- Prepare the annual operating budget and capital improvement program
- Account for all revenues and expenses against approved budgets, and manage the Village's cash position
- Prepare the Village's annual property tax levy
- Manage Village investments and debt obligations
- Manage accounts payable and receivables
- Coordinate an annual audit and the issuance of the village's annual Comprehensive Annual Financial Report (CAFR)

The Bourbonnais Finance Department also collaborates with other Village departments to review financial analytics to develop and implement strategic financial plans that align with the Village's overall goals and objectives.

Department Goals and Priorities:

- Update the Village's 5-year capital plan
- Enhance revenue generation and collection processes
- Obtain the GFOA Comprehensive Annual Financial Report Award
- Obtain the GFOA Distinguished Budget Presentation Award

Department Snapshot:

✦ **3 Full-Time Employees**

✦ **9 Village Funds Managed**

✦ **\$32.8M Total Appropriation Dollars Managed**

✦ **2,445 Cash Receipts Processed in 2024**

✦ **1,672 A/P Checks Processed in 2024**

Village of Bourbonnais
Fiscal Year 2026 - GENERAL FUND EXPENDITURES

2024-25 2024-25 2025-26
 AMENDED ACTIVITY APPROVED

FINANCE DEPARTMENT

GL NUMBER	ACCOUNT DESCRIPTION	BUDGET	THRU 03/31/25	BUDGET
01-13-4011	SALARIES & WAGES	252,900	226,700	173,277
01-13-4071	I.M.R.F. EXPENSE	22,533	20,857	16,053
01-13-4072	F.I.C.A. EXPENSE	15,680	13,559	10,588
01-13-4074	MEDICARE EXPENSE	3,667	3,171	2,476
01-13-4117	HEALTH & LIFE INSURANCES	84,940	78,220	69,286
	TOTAL PERSONNEL	379,720	342,507	271,680
01-13-4120	TELEPHONE & COMMUNICATIONS	540	379	540
01-13-4124	EXPENSE REIMBURSEMENT	550	265	450
01-13-4134	TRAINING & CONFERENCES	2,800	1,413	3,150
01-13-4136	DUES & SUBSCRIPTIONS	840	740	840
01-13-4137	PRINTING	700	180	700
01-13-4138	ADVERTISING	2,000	2,010	2,250
01-13-4154	OTHER PROFESSIONAL SERVICES	500	500	500
	TOTAL CONTRACTUAL	7,930	5,487	8,430
	TOTAL FINANCE DEPARTMENT	387,650	347,994	280,110



Marketing & Public Engagement Department

The Marketing & Public Engagement Department is responsible for providing communication with the community through a variety of outlets. The department increases community awareness by responding to news media inquiries and proactively sharing information pertaining to Village issues, services, and events on various media platforms. The staff works to reshape attitudes about the community by fostering an engaged village through access to accurate and impactful information. The department continues to identify community business partners that share the Village's vision and works to develop special events for residents.

Primary Function/Services of Marketing & Public Engagement:

- Managing, promoting, and coordinating all community events, including all programming for The Grove
- Managing the Village's social media presence
- Preparing and distributing monthly E-News to residents
- Developing, managing, and enhancing the Village App (My BourbonnAid) and Village website
- Coordinates all branding and graphic design for the Village
- Engages the Village's business community to foster working relationships and bring awareness to the community

Department Snapshot:

✦ **2 Full-Time Employees**

✦ **5 Seasonal Interns**

✦ **3,859 Monthly E-News Subscribers**

✦ **7,300 Monthly Website Visitors**

✦ **Monthly Facebook Audience Reach of 69,800 Followers**

Village of Bourbonnais
Fiscal Year 2026 - GENERAL FUND EXPENDITURES

2024-25 2024-25 2025-26
 AMENDED ACTIVITY APPROVED

MARKETING & PUBLIC ENGAGEMENT DEPARTMENT

GL NUMBER	ACCOUNT DESCRIPTION	BUDGET	THRU 03/31/25	BUDGET
01-15-4011	SALARIES & WAGES	156,960	135,230	223,666
01-15-4014	OVERTIME PAY	-	68	6,000
01-15-4071	I.M.R.F. EXPENSE	13,237	11,966	20,611
01-15-4072	F.I.C.A. EXPENSE	9,211	8,192	14,115
01-15-4074	MEDICARE EXPENSE	2,154	1,916	3,301
01-15-4117	HEALTH & LIFE INSURANCES	47,384	43,614	81,055
	TOTAL PERSONNEL	228,946	200,986	348,748
01-15-4120	TELEPHONE & COMMUNICATIONS	540	379	540
01-15-4124	EXPENSE REIMBURSEMENT	1,000	-	700
01-15-4134	TRAINING & CONFERENCES	1,500	762	1,000
01-15-4136	DUES & SUBSCRIPTIONS	1,130	978	1,150
01-15-4137	PRINTING	3,700	-	3,700
01-15-4138	ADVERTISING	25,400	17,189	29,448
01-15-4148	CLEANING EXPENSE	-	-	250
01-15-4150	COMPUTER SERVICES	10,957	6,398	13,730
01-15-4177	PUBLIC ENGAGEMENT - POP-UP EVENTS	12,500	7,860	3,000
01-15-4177-400	PUBLIC ENGAGEMENT - FESTIVAL	3,700	3,625	3,800
01-15-4177-414	PUBLIC ENGAGEMENT - TRUNK OR TREAT	800	763	800
01-15-4177-417	PUBLIC ENGAGEMENT - HOLIDAY CONTESTS	2,000	1,849	2,000
01-15-4177-420	PUBLIC ENGAGEMENT - CHOCOLATE TOUR	5,000	5,187	5,000
01-15-4177-421	PUBLIC ENGAGEMENT - SUPPORT LOCAL	2,500	-	2,500
	TOTAL CONTRACTUAL	70,727	44,990	67,618
01-15-4215	SUPPLIES - COMPUTER	200	24	200
01-15-4218	SUPPLIES - OTHER	1,000	544	4,450
	TOTAL COMMODITIES	1,200	568	4,650
	TOTAL MARKETING & PUBLIC ENGAGEMENT	300,873	246,544	421,016



Police Department

The Department keeps watch over all 18,164 residents of the Village as well as all businesses and property within the jurisdiction of the Village of Bourbonnais. We take pride in the achievement of being named “38th Safest City in Illinois” – and only community in Kankakee County listed in the top 100 – according to the National Council for Home Safety and Security’s 2020 Report. The Department is made up of 28 sworn personnel, 2 civilian records personnel, and 3 members appointed to the Police Commission by the Village Board.

Primary Function/Services of Administration:

- Provides instruction to Patrol, Investigations, and Record Divisions to ensure they are supportive of one another and that their operations, planning, training, and administration are in accordance with department objectives and long- term plans
- Facilitate continuing education and career development of personnel through training and professional associations

Primary Function/Services of the Records/Support Services Division:

- Prepares, processes, and manages all department records and their retention
- Coordinates and responds to all police-related Freedom of Information (FOIA) requests

Primary Function/Services of Investigations:

- Provides support to the department by conducting in-depth investigations and collecting evidence to solve reported crime and proactively prevent criminal activities
- Properly tag and log evidence collected by department personnel into the CAD system and maintain chain of custody; also tracks all items of safekeeping, found property, or items to be destroyed in accordance with local, state, and federal laws

Primary Function/Services of Patrol Division:

- Respond to calls for service and enforce traffic laws
- Proactively conduct crime prevention activities; park checks, business walk-throughs, respond to community problems

Department Snapshot:

✦ **30 Total Department**

Employees Administration: 3

Records/Support Services: 2

Sergeants: 6

Detectives: 3

Patrol Officers: 14

School Resource

Officer: 1

Kameg Agent: 1

K-9: 1

✿ **13,361 Calls for Service in 2024**

✿ **1,981 Tickets (Ordinance/Traffic) Issued in 2024**

✿ **354 Cases handled by Investigations in 2024**

**Village of
Bourbonnais**

POLICE DEPARTMENT

2024-25 2024-25 2025-26
AMENDED ACTIVITY APPROVED

**Fiscal Year 2026 -
GENERAL FUND
EXPENDITURES**

GL NUMBER	ACCOUNT DESCRIPTION	BUDGET	THRU 03/31/25	BUDGET
01-20-4011	SALARIES & WAGES	3,046,959	2,744,037	3,293,311
01-20-4014	OVERTIME PAY	250,694	308,607	380,997
01-20-4015	HOLIDAY PAY	75,000	83,494	105,000
01-20-4070	457B EMPLOYER PORTION EXP	5,200	4,333	-
01-20-4071	I.M.R.F. EXPENSE	10,230	10,240	12,127
01-20-4072	F.I.C.A. EXPENSE	16,298	13,673	16,654
01-20-4073	POLICE PENSION FUND	900,000	880,436	955,440
01-20-4074	MEDICARE EXPENSE	48,251	44,237	53,442
01-20-4117	HEALTH & LIFE INSURANCES	881,749	794,728	1,000,228
	TOTAL PERSONNEL	5,234,381	4,883,785	5,817,199
01-20-4111	M/R EQUIPMENT	500	73	500
01-20-4112	M/R BUILDINGS	355	696	7,600
01-20-4115	MAINTENANCE AGREEMENTS	73,010	56,060	97,478
01-20-4120	TELEPHONE & COMMUNICATIONS	20,264	10,995	16,398
01-20-4124	EXPENSE REIMBURSEMENT	4,600	3,447	3,000
01-20-4127	LEASE PAYMENTS	26,592	21,392	31,200
01-20-4134	TRAINING & CONFERENCES	41,421	24,303	64,880
01-20-4136	DUES & SUBSCRIPTIONS	14,182	9,738	14,813
01-20-4137	PRINTING	2,500	1,607	2,500
01-20-4138	ADVERTISING	800	397	500
01-20-4139	ANIMAL CONTROL	4,000	3,333	4,250
01-20-4140	EXTERMINATION	-	-	468
01-20-4148	CLEANING ALLOWANCE	9,800	4,725	10,500
01-20-4149	UNIFORM ALLOWANCE	31,000	29,900	31,000
01-20-4150	COMPUTER SERVICES	145	141	-
01-20-4151	CONTRACTS-OTHER	32,266	32,266	35,000
01-20-4152	MEDICAL EXAMINATIONS	2,400	2,578	3,224
01-20-4154	OTHER PROFESSIONAL SERVICES	717,141	587,144	739,182
01-20-4177	NATIONAL NIGHT OUT EVENT	1,000	1,000	1,000
	TOTAL CONTRACTUAL	981,976	789,795	1,063,493
01-20-4212	SUPPLIES - BUILDING	2,000	2,418	2,900
01-20-4213	SUPPLIES - VEHICLES	1,500	338	2,000
01-20-4214	SUPPLIES - EQUIPMENT	4,750	2,760	4,750
01-20-4215	SUPPLIES - COMPUTER	1,400	368	1,000
01-20-4217	SUPPLIES - AMMUNITION	10,500	8,373	10,500
01-20-4218	SUPPLIES - OTHER	4,800	4,791	5,250
01-20-4219	SUPPLIES - OFFICE	3,000	2,157	3,000
01-20-4220	UNIFORMS	11,000	9,859	11,000
01-20-4223	SAFETY EQUIPMENT	8,600	5,577	10,750
01-20-4229	PUBLICATIONS & BOOKS	1,000	-	1,000

TOTAL COMMODITIES	48,550	36,641	52,150
--------------------------	---------------	---------------	---------------

TOTAL POLICE DEPARTMENT	6,264,907	5,710,221	6,932,842
--------------------------------	------------------	------------------	------------------



Public Works Department

The Public Works Department is responsible for providing core services that are integral to Bourbonnais residents and businesses. This wide range of services includes street and sidewalk maintenance, snow and ice removal, mowing and weed control, overseeing the repair and upkeep of the stormwater drainage system, as well as maintenance of all Village vehicles, machinery, parks, municipal buildings and grounds, traffic signals and signage.

Primary Function/Services of Public Works:

- Maintain medians, parkways, and rights-of-way (ROW) through mowing and herbicide
- Provide street sweeping services to Village roadways
- Provide seasonal curbside brush collection for Village residents
- Receive, record, and respond to residents' requests and questions
- Produces all roadway, neighborhood and event signage for the Village
- Installation of all banners/flags, as well as all holiday décor, along Village roadways
- Provide support to all divisions within Public Works: Fleet, Streets & Drainage, and Parks
 - o *Narratives for Fleet, Streets & Drainage, and Parks are found in future sections of the budget

Department Snapshot:

✦ **17 Total Department**

Employees Administration: 2

Operators: 15

✦ **Over 2,000 miles of road cleaning with street sweepers each year**

✦ **125 Truck loads of brush picked up seasonally**

Village of Bourbonnais
Fiscal Year 2026 - GENERAL FUND EXPENDITURES

2024-25 2024-25 2025-26
 AMENDED ACTIVITY APPROVED

PUBLIC WORKS DEPARTMENT

GL NUMBER	ACCOUNT DESCRIPTION	BUDGET	THRU 03/31/25	BUDGET
01-41-4011	SALARIES & WAGES	1,330,884	1,198,916	1,452,460
01-41-4014	OVERTIME PAY	66,544	39,644	70,403
01-41-4071	I.M.R.F. EXPENSE	124,511	114,401	138,976
01-41-4072	F.I.C.A. EXPENSE	86,641	74,358	92,675
01-41-4074	MEDICARE EXPENSE	20,263	17,390	21,674
01-41-4117	HEALTH & LIFE INSURANCES	478,763	422,130	524,869
	TOTAL PERSONNEL	2,107,606	1,866,839	2,301,057
01-41-4107	M/R GROUNDS	375	414	450
01-41-4111	M/R EQUIPMENT	10,000	13,453	12,000
01-41-4112	M/R BUILDINGS	14,000	1,736	12,000
01-41-4115	MAINTENANCE AGREEMENTS	20,793	18,002	24,011
01-41-4120	TELEPHONE & COMMUNICATIONS	3,492	2,931	4,212
01-41-4124	EXPENSE REIMBURSEMENT	200	-	-
01-41-4126	RENTAL CHARGE	1,460	2,358	1,460
01-41-4132	LOCATE SERVICES	16,900	13,962	16,500
01-41-4134	TRAINING & CONFERENCES	12,700	5,467	5,000
01-41-4136	DUES & SUBSCRIPTIONS	1,476	1,238	1,490
01-41-4137	PRINTING	-	138	140
01-41-4138	ADVERTISING	500	-	500
01-41-4140	EXTERMINATION	2,926	2,580	1,126
01-41-4149	UNIFORM ALLOWANCE	12,250	15,000	16,500
01-41-4152	MEDICAL EXAMINATIONS	1,350	1,342	1,000
01-41-4153	LANDFILL FEES	2,700	-	2,000
01-41-4154	OTHER PROFESSIONAL SERVICES	19,255	19,810	19,255
	TOTAL CONTRACTUAL	120,377	98,431	117,644
01-41-4212	SUPPLIES - BUILDING	5,200	5,381	5,200
01-41-4214	SUPPLIES - EQUIPMENT	25,000	22,294	23,000
01-41-4218	SUPPLIES - OTHER	8,000	5,545	8,000
01-41-4219	SUPPLIES - OFFICE	900	426	750
01-41-4220	UNIFORMS	1,950	1,945	2,000
01-41-4222	SUPPLIES - MEDICAL	800	1,530	900
01-41-4223	SAFETY EQUIPMENT	2,000	2,802	2,000
01-41-4224	SUPPLIES - GROUNDS	375	-	375
01-41-4226	GAS & LUBRICANTS	15,000	9,668	12,000
01-41-4227	TIRES & TIRE REPAIRS	1,800	1,876	2,000
01-41-4228	SMALL TOOLS	2,000	1,711	2,000
	TOTAL COMMODITIES	63,025	53,178	58,225
01-41-4911	CLAIMS	450	65	500
01-41-4916	CONTINGENCY & MISC. EXPENSE	-	895	-
	TOTAL MISCELLANEOUS	450	960	500

TOTAL PUBLIC WORKS DEPARTMENT	2,291,458	2,019,408	2,477,426
--------------------------------------	------------------	------------------	------------------



Vehicle Fleet Division

The Vehicle Fleet Division is within Public Works' scope of work and is responsible for the maintenance and repair of all village vehicles. The division runs an in-house garage with 2 mechanics to complete maintenance and repair and they also determine if it is within the village's best interest to perform the repairs and maintenance in-house or via a specialized vendor.

Primary Function/Services of the Vehicle Fleet Division:

- Perform maintenance and repair on all village vehicles
- Maintain supply of diesel fuel from the village's own pumps
- Ensure gasoline is available at the River Valley Metro Gas Depot for our fleet of vehicles at a cost beneficial to the Village
- Recommend fleet replacement through leasing agreement with Enterprise Fleet Management
- Accounts for the expenditures related to the purchase of vehicles for the Village

Division Snapshot:

✿ **The Village of Bourbonnais Fleet consists**

of: Police Department:

1 AM General

Humvee 3

**Administration
Vehicles**

3 Investigation Squads

14 Marked Squads

1 Enterprise Vehicle

Public Works:

**20 Work Trucks of various
sizes 10 Enterprise Vehicles**

Building & Code

**Enforcement: 2 Enterprise
Vehicles**

Administration:

1 Enterprise Vehicle

Village of Bourbonnais
Fiscal Year 2026 - GENERAL FUND EXPENDITURES

2024-25 2024-25 2025-26
 AMENDED ACTIVITY APPROVED

VEHICLE FLEET DIVISION

GL NUMBER	ACCOUNT DESCRIPTION	BUDGET	THRU 03/31/25	BUDGET
01-44-4110	M/R VEHICLES	32,500	33,884	32,500
01-44-4120	TELEPHONE & COMMUNICATIONS	7,000	4,285	6,260
01-44-4127	LEASE PAYMENTS	232,319	195,912	158,000
01-44-4136	DUES & SUBSCRIPTIONS	935	866	935
01-44-4141	LOAN PRINCIPAL	-	11,821	47,284
01-44-4142	INTEREST EXPENSE - LOANS	-	2,010	8,040
TOTAL CONTRACTUAL		272,754	248,778	253,019
01-44-4213	SUPPLIES - VEHICLES	22,000	27,544	22,000
01-44-4226	GAS & LUBRICANTS	106,950	85,356	110,000
01-44-4227	TIRES & TIRE REPAIRS	13,200	5,987	10,000
TOTAL COMMODITIES		142,150	118,887	142,000
TOTAL VEHICLE FLEET		414,904	367,665	395,019



Streets & Drainage Division

The Streets and Drainage Division is responsible for maintaining more than 83 miles of roadways within the Village. In addition to street maintenance, the Streets and Drainage Division is also responsible for all curbs, sidewalks, drainageways, as well as snow and ice removal on all Village roadways.

Primary Function/Services of Streets and Drainage Division:

- Road surface maintenance – including major and minor repairs along with street striping
- Maintain curbs to ensure stormwater runoff is moving to keep our streets safe for driving
- Monitor the condition of Village sidewalks and make repairs when defects are found; administer the 50/50 Residential Sidewalk Program
- Maintain all Village-owned streetlights and poles
- Monitor and maintain traffic signals throughout the Village in cooperation with Illinois Department of Transportation
- Responsible for snow and ice removal which includes pre-treating bridge decks and pre-wetting salt to improve its distribution on the roadways
- Seasonal mosquito spraying

Division Snapshot:

2024 Snow Operations – Quick

**Facts Over 1,000 hours of labor to
clear streets 1,700 tons of salt
used**

Over 10,000 miles driven to clear roadways

Village of Bourbonnais
Fiscal Year 2026 - GENERAL FUND EXPENDITURES

**STREETS & DRAINAGE
DIVISION**

2024-25 2024-25 2025-26
AMENDED ACTIVITY
APPROVED

GL NUMBER	ACCOUNT DESCRIPTION	BUDGET	THRU 03/31/25	BUDGET
01-45-4108	M/R SIDEWALKS	60,000	-	60,000
01-45-4113	M/R STREETS	92,292	10,648	122,860
01-45-4114	M/R DRAINAGE	111,328	109,717	125,000
01-45-4116	M/R TRAFFIC SIGNALS	-	-	29,750
01-45-4122	STREET LIGHTING	-	-	176,388
01-45-4126	RENTAL CHARGE	1,000	-	1,000
01-45-4130	ENGINEERING	20,000	10,988	20,000
01-45-4150	COMPUTER SERVICES	-	264	280
TOTAL CONTRACTUAL		284,620	131,617	535,278
01-45-4210	SUPPLIES - STREETS	40,500	27,291	48,240
01-45-4210-189	SUPPLIES - STREET ROAD SALT	60,000	65,643	60,000
01-45-4216	SUPPLIES - DRAINAGE	9,500	538	7,000
TOTAL COMMODITIES		110,000	93,472	115,240
TOTAL STREETS & DRAINAGE		394,620	225,089	650,518



Parks Division

The Village of Bourbonnais maintains over 100 acres of park space throughout the Village. 21 local parks offer a variety of activities ranging from passive to active for residents of all ages. The Parks Division oversees all operations, inspections, maintenance, repair, and renovations of park grounds, equipment, shelters, and facilities.

Primary Function/Services of Parks Division:

- Provide a safe, functional, and clean environment in all Village parks
- Assess the condition of all park equipment and plan for equipment replacement
- Facilitate planning for additional Village parks in new subdivisions
- Oversee and maintain Vera's Community Garden

Division Snapshot:

✦ 6 Seasonal Employees

Village Parks:

- ✦ Bon Aire Park: 270 Belle Aire Avenue
- ✦ Cavalier de LaSalle Park: 1000 Percy Drive
- ✦ Cobblestone Park: 5680 Gatehouse Way
- ✦ Ed Hayes Park: 142 Highpoint Circle South
- ✦ Gettysburg Park: 777 Gettysburg Drive
- ✦ Granger Park: 214 Belmont Avenue
- ✦ Jordan Park & Vera's Community Garden: 59 Jordan Drive
- ✦ Keno Park: 121 William Latham Drive
- ✦ Latham Park: 1500 North West Avenue
- ✦ Marcotte Park: 1140 West State Route 102
- ✦ Meadowbrook Park: 644 Stone Cutter Drive
- ✦ Meadows Park: 1097 Yale Avenue
- ✦ Northfield Park: 850 Robert Drive

✦ **Northwest Park: 34 North West Avenue**

✦ **Patriot Park: 1250 Patriot Way**

✦ **Riverfront Park: 1201 Canterbury Lane**

✦ **Slater Park: 894 Gettysburg Drive**

✦ **Stone Mill Park: 6141 Park View Drive**

✦ **Stonewall Park: 815 Stonewall Drive**

✦ **Sunridge Park: 1552 Carver Circle**

✦ **Thirteen Acre Park: 418 Brown Boulevard**

Village of Bourbonnais

Fiscal Year 2026 -

GENERAL FUND

EXPENDITURES

PARKS DIVISION

				2024-25
				2024-25
				2025-26 AMENDED
				ACTIVITY
				APPROVE D
GL NUMBER	ACCOUNT DESCRIPTION	BUDGET	THRU 03/31/25	BUDGET
01-46-4011	SALARIES & WAGES	46,080	42,169	49,152
01-46-4072	F.I.C.A. EXPENSE	2,857	2,614	3,047
01-46-4074	MEDICARE EXPENSE	668	611	713
	TOTAL PERSONNEL	49,605	45,394	52,912
01-46-4107	M/R GROUNDS	31,000	3,442	51,000
01-46-4112	M/R BUILDINGS	7,500	-	10,000
01-46-4120	TELEPHONE & COMMUNICATIONS	1,596	807	2,280
01-46-4121	UTILITIES	6,620	3,570	7,140
01-46-4126	RENTAL CHARGE	3,580	3,379	4,080
01-46-4140	EXTERMINATION	-	-	1,000
01-46-4152	MEDICAL EXAMINATIONS	-	-	450
	TOTAL CONTRACTUAL	50,296	11,198	75,950
01-46-4211	PARK EXPENSES	16,700	4,223	16,000
01-46-4224	SUPPLIES - GROUNDS	15,000	7,374	13,000
	TOTAL COMMODITIES	31,700	11,597	29,000
	TOTAL PARKS	131,601	68,189	157,862



Building & Code Enforcement Department

The Building Department is responsible for the administration of the village building construction codes and overseeing all construction and development activity within the village corporate limits. Code Enforcement is in charge of preserving the appearance and property value of the community.

Primary Function/Services of the Building Department:

- Coordinate plan reviews, issue permits, and schedule all required inspections for all projects
- Maintain detailed records of new construction, renovations, and additions within the Village limits
- Handles the licensing process for nursing homes, video gaming and amusement machines

Primary Function/Services of Code Enforcement:

- Secures compliance with zoning, building, property maintenance, and other codes
- Oversee and enforce the Landlord Registration & Rental Property Inspection ordinance

Department Snapshot:

✦ **3 Full-Time Employees**

✦ **3 Part-Time Inspectors**

✦ **1,030 Permits issued in 2024 with a valuation of \$14.6M**

✦ **16 New Home Permits issued in 2024**

✦ **408 Code cases handled in 2024**

Village of Bourbonnais
Fiscal Year 2026 - GENERAL FUND EXPENDITURES

2024-25 2024-25 2025-26
 AMENDED ACTIVITY APPROVED

BUILDING & CODE DEPARTMENT

GL NUMBER	ACCOUNT DESCRIPTION	BUDGET	THRU 03/31/25	BUDGET
01-42-4011	SALARIES & WAGES	263,362	231,865	277,699
01-42-4071	I.M.R.F. EXPENSE	20,525	18,681	22,795
01-42-4072	F.I.C.A. EXPENSE	16,328	14,059	17,081
01-42-4074	MEDICARE EXPENSE	3,819	3,288	3,995
01-42-4117	HEALTH & LIFE INSURANCES	73,365	67,673	77,837
	TOTAL PERSONNEL	377,399	335,566	399,407
01-42-4120	TELEPHONE & COMMUNICATIONS	1,080	759	1,080
01-42-4124	EXPENSE REIMBURSEMENT	1,000	254	900
01-42-4134	TRAINING & CONFERENCES	4,000	1,342	3,500
01-42-4136	DUES & SUBSCRIPTIONS	845	250	920
01-42-4137	PRINTING	500	77	400
01-42-4149	UNIFORM ALLOWANCE	1,250	1,000	1,250
	TOTAL CONTRACTUAL	8,675	3,682	8,050
01-42-4218	SUPPLIES - OTHER	100	162	150
01-42-4223	SAFETY EQUIPMENT	200	-	200
01-42-4228	SMALL TOOLS	100	-	100
01-42-4229	PUBLICATIONS & BOOKS	500	-	400
	TOTAL COMMODITIES	900	162	850
01-42-4916	CONTINGENCY & MISC. EXPENSE	2,490	57	2,480
	TOTAL MISCELLANEOUS	2,490	57	2,480
	TOTAL BUILDING & CODE DEPARTMENT	389,464	339,467	410,787



Village Board

The Village Board is comprised of the Mayor, Village Clerk, and six Trustees, elected at-large to individual, four-year overlapping terms. The Mayor and Board of Trustees are the legislative body and policy makers for the Village of Bourbonnais.

Primary Function/Services of the Village Board:

- Adopts ordinances and resolutions and formulate policies to guide and develop the Village
- Approves budgets and appropriations
- Appoints members to advisory commissions and boards
- Supports the Liquor Commissioner on liquor and tobacco concepts, licensing, and enforcement
- Develops and strengthens relationships with state and federal legislators
- Responds to resident inquiries and feedback

Village Committee Assignments:

✦ Administration

Chair: Trustee Serafini

Members: Trustees Greenlee, Fischer

✦ Community & Economic Development

Chair: *To be filled*

Members: Trustees Fischer, Serafini

✦ Finance

Chair: Trustee Fischer

Members: Trustees Greenlee, Littrell, King, Serafini, *To be filled*

✦ Police

Chair: Trustee Greenlee

Members: Trustees King, *To be filled*

✦ Public Works

Chair: Trustee King

Members: Trustees Greenlee, Littrell

✦ Utility

Chair: Trustee Littrell

Members: Trustees King, Serafini

Village of Bourbonnais

Fiscal Year 2026 -

GENERAL FUND

EXPENDITURES

VILLAGE BOARD

				2024-25
				2024-25
				2025-26 AMENDED
				ACTIVITY
				APPROVE D
GL NUMBER	ACCOUNT DESCRIPTION	BUDGET	THRU 03/31/25	BUDGET
01-51-4011	SALARIES & WAGES	60,900	53,826	78,700
01-51-4071	I.M.R.F. EXPENSE	1,818	1,691	1,542
01-51-4072	F.I.C.A. EXPENSE	3,776	3,323	4,879
01-51-4074	MEDICARE EXPENSE	883	777	1,141
	TOTAL PERSONNEL	67,377	59,617	86,262
01-51-4120	TELEPHONE & COMMUNICATIONS	540	379	990
01-51-4124	EXPENSE REIMBURSEMENT	7,200	6,600	7,450
01-51-4133	TRAVEL EXPENSE	12,000	9,881	13,000
01-51-4134	TRAINING & CONFERENCES	200	315	800
01-51-4136	DUES & SUBSCRIPTIONS	2,465	2,307	2,415
01-51-4137	PRINTING	750	-	750
01-51-4145	DONATIONS TO GROUPS	1,500	1,700	1,500
01-51-4146	HOLIDAY LUNCHEON	6,500	4,674	6,500
01-51-4147	MAYOR EXPENSES	5,249	5,905	4,250
01-51-4151	CONTRACTS - OTHER	1,200	742	1,200
	TOTAL CONTRACTUAL	37,604	32,503	38,855
01-51-4218	SUPPLIES - OTHER	700	682	590
01-51-4229	PUBLICATIONS & BOOKS	-	-	140
	TOTAL COMMODITIES	700	682	730
	TOTAL VILLAGE BOARD	105,681	92,802	125,847



Central Services

Central Services allows for purchasing of centralized supplies, services, and expenses that support the entire Village in its daily operations. This area accounts for those expenditures that are not department specific, such as:

- Liability insurance
- Audit services
- Copier lease payments
- Legal services
- General engineering services
- Postage
- Software and IT-related services
- Debt service
- Intergovernmental Agreements (as discussed below)

Intergovernmental Agreements:

✦ **River Valley Metro Mass Transit District** was formed in September 1998 with the Village of Bourbonnais being an initial member of the district. It is a public service agency that offers three types of bus services for the residents of Kankakee County. As part of the intergovernmental agreement, the Village makes an annual contribution on behalf of the Village residents that allows for low-cost fares while supporting the growth of this transit system.

✦ **The Kankakee County Convention & Visitors Bureau, Inc. (KCCVB)** was founded in 1983 as a 501 (c) 6 not-for-profit association to promote tourism, conventions, expositions, and theatrical, sports and cultural activities within Kankakee County in order to attract overnight visitors to the area. The mission of KCCVB is to market and develop branded Kankakee County destination experiences to enhance community economic growth and quality of life. As part of the current intergovernmental agreement, the Village makes an annual contribution that allows the KCCVB to continue to carry out their mission and to promote community engagement events within the Village of Bourbonnais.

Village of Bourbonnais
Fiscal Year 2026 - GENERAL FUND EXPENDITURES

**CENTRAL SERVICES
DIVISION**

2024-25 2024-25 2025-26
AMENDED ACTIVITY
APPROVED

GL NUMBER	ACCOUNT DESCRIPTION	BUDGET	THRU 03/31/25	BUDGET
01-52-4017	UNEMPLOYMENT INSURANCE	5,000	10,081	5,000
01-52-4107	M/R GROUNDS	2,000	-	1,500
01-52-4112	M/R BUILDINGS	18,000	13,592	15,000
01-52-4115	MAINTENANCE AGREEMENTS	95,281	79,834	72,541
01-52-4116	M/R TRAFFIC SIGNALS	51,000	34,130	-
01-52-4118	LIABILITY INSURANCE	304,896	306,381	444,897
01-52-4120	TELEPHONE & COMMUNICATIONS	8,448	9,506	9,132
01-52-4121	UTILITIES	26,000	15,182	2,040
01-52-4122	STREET LIGHTING	173,069	110,385	15,000
01-52-4123	AUDIT EXPENSE	30,850	31,650	32,300
01-52-4127	LEASE PAYMENTS	70,637	55,614	70,968
01-52-4128	LEGAL SERVICES	62,400	35,591	62,400
01-52-4130	ENGINEERING	19,000	13,023	18,000
01-52-4134	TRAINING & CONFERENCES	700	990	1,200
01-52-4135	POSTAGE	4,050	2,051	3,300
01-52-4136	DUES & SUBSCRIPTIONS	61,275	60,550	60,400
01-52-4138	ADVERTISING	750	495	600
01-52-4140	EXTERMINATION	2,376	1,896	1,404
01-52-4141	LOAN PRINCIPAL	-	237,315	-
01-52-4142	INTEREST EXPENSE - LOANS	4,234	7,238	-
01-52-4150	COMPUTER SERVICES	148,933	137,475	176,174
01-52-4151	CONTRACTS - OTHER	28,447	24,145	28,589
01-52-4154	OTHER PROFESSIONAL SERVICES	16,756	16,788	7,350
	TOTAL CONTRACTUAL	1,134,102	1,203,912	1,027,795
01-52-4212	SUPPLIES - BUILDING	7,500	5,052	7,500
01-52-4215	SUPPLIES - COMPUTER	350	91	250
01-52-4218	SUPPLIES - OTHER	200	66	200
01-52-4219	SUPPLIES - OFFICE	3,750	2,378	3,500
01-52-4224	SUPPLIES - GROUNDS	1,000	41	700
	TOTAL COMMODITIES	12,800	7,628	12,150
01-52-4916	CONTINGENCY & MISC. EXPENSE	155,554	143,362	86,925
	TOTAL MISCELLANEOUS	155,554	143,362	86,925
01-52-4919	TRANSFER TO OTHER FUNDS	864,000	863,523	852,350
	TOTAL TRANSFERS	864,000	863,523	852,350

**TOTAL CENTRAL
SERVICES**

2,166,456

2,218,425

1,979,220

**TOTAL GENERAL FUND EXPENDITURES
14,463,655**

13,539,109

12,222,332

**Village of
Bourbonnais Fiscal
Year 2026 Annual
Budget**

Special Funds



THE GROVE AT GOSELIN PARK

GL NUMBER	ACCOUNT DESCRIPTION	2024-25 BUDGET	2024-25 ACTIVITY THRU 03/31/25	2025-26 APPROVED BUDGET
REVENUES				
02-39-3910	INTEREST INCOME	500	-	-
02-39-3922	COMMUNITY ROOM RENTAL	10,000	5,150	6,400
02-39-3923	CHILDREN'S SAFETY CENTER RENTAL	1,000	-	1,200
02-39-3924	FACILITY RENTAL	-	-	5,000
02-39-3926	ROBERT GOSELIN PARK PAVILION RENTAL	1,500	1,600	2,400
02-39-3929	TICKET REVENUE	-	1,004	17,000
02-39-3932	VENDOR FEES	-	2,100	5,000
02-39-3933	SKATE RENTAL	5,000	1,712	5,000
02-39-3934	CONCESSION REVENUE	10,000	-	25,000
02-39-3936	ADVERTISING REVENUE	10,000	-	10,000
02-39-3937	SPONSORSHIP REVENUE	25,000	36,000	50,000
02-39-3938	NAMING RIGHTS REVENUE	280,000	-	100,000
02-39-3939	MERCHANDISE REVENUE	-	-	2,000
02-39-3990	MISCELLANEOUS REVENUE	1,500	-	1,500
TOTAL GROVE REVENUE		344,500	47,566	230,500

TOTAL REVENUES 344,500 47,566 230,500

GL NUMBER	ACCOUNT DESCRIPTION	2024-25 AMENDED BUDGET	2024-25 ACTIVITY THRU 03/31/25	2025-26 APPROVED BUDGET
EXPENSES				
02-00-4011	SALARIES & WAGES	15,000	16,830	30,000
02-00-4014	OVERTIME PAY	10,110	-	-
02-00-4071	I.M.R.F. EXPENSE	900	-	-
02-00-4072	F.I.C.A. EXPENSE	1,557	1,043	1,860
02-00-4074	MEDICARE EXPENSE	364	244	435
TOTAL PERSONNEL		27,931	18,117	32,295
02-00-4107	M/R GROUNDS	5,000	2,447	6,000
02-00-4111	M/R EQUIPMENT	2,000	282	2,000
02-00-4112	M/R BUILDINGS	5,000	2,071	2,000
02-00-4115	MAINTENANCE AGREEMENTS	13,145	11,761	23,806
02-00-4118	LIABILITY INSURANCE	15,000	-	-
02-00-4120	TELEPHONE & COMMUNICATIONS	6,770	4,072	6,392
02-00-4121	UTILITIES	46,840	37,057	45,000
02-00-4124	EXPENSE REIMBURSEMENT	2,000	1,500	2,000
02-00-4126	RENTAL CHARGE	1,800	2,756	3,560

02-00-4134	TRAINING & CONFERENCES	1,000	-	750
02-00-4136	DUES & SUBSCRIPTIONS	624	731	770

Village of Bourbonnais
Fiscal Year 2026 - THE GROVE AT GOSELIN PARK

AMENDED

Village of Bourbonnais

THE GROVE AT GOSELIN PARK

GL NUMBER	ACCOUNT DESCRIPTION	2024-25 BUDGET	2024-25 ACTIVITY THRU 03/31/25	2025-26 APPROVED BUDGET
EXPENSES CONTINUED				
02-00-4137	PRINTING	7,565	5,877	1,500
02-00-4138	ADVERTISING	15,200	14,854	11,600
02-00-4139	EXTERMINATION	2,700	722	1,080
02-00-4150	COMPUTER SERVICES	5,940	4,530	5,940
02-00-4152	MEDICAL EXAMINATIONS	-	398	800
02-00-4177	PUBLIC ENGAGEMENT EVENTS	106,920	141,748	66,800
02-00-4178	150TH CELEBRATION	-	16,193	110,000
	TOTAL CONTRACTUAL	237,504	246,999	289,998
02-00-4206	PLAYGROUND EXPENSES	-	-	5,000
02-00-4207	ICE RINK EXPENSES	1,500	1,044	1,300
02-00-4208	SPLASH PAD EXPENSES	10,000	1,198	2,000
02-00-4209	CONCESSION STAND EXPENSES	10,000	473	10,000
02-00-4211	PARK EXPENSES	10,000	1,924	6,000
02-00-4212	SUPPLIES - BUILDING	15,000	2,210	6,000
02-00-4214	SUPPLIES - EQUIPMENT	5,000	853	5,000
02-00-4218	SUPPLIES - OTHER	5,000	1,170	5,000
02-00-4219	SUPPLIES - OFFICE	500	8	200
02-00-4220	UNIFORMS	1,800	860	1,600
02-00-4222	SUPPLIES - MEDICAL	3,000	-	4,700
02-00-4224	SUPPLIES - GROUNDS	15,000	-	10,000
02-00-4226	GAS & LUBRICANTS & PROPANE	-	-	1,000
02-00-4228	SMALL TOOLS	2,000	9	800
	TOTAL COMMODITIES	78,800	9,749	58,600
02-00-4916	CONTINGENCY & MISC. EXPENSE	-	-	20,000
	TOTAL MISCELLANEOUS	-	-	20,000
	TOTAL EXPENDITURES	344,235	274,865	400,893

Fiscal Year 2026 - THE GROVE AT GOSELIN PARK

AMENDED

**Village of
Bourbonnais
Fiscal Year 2026 -
MOTOR FUEL TAX
FUND**

MOTOR FUEL TAX FUND

GL NUMBER	ACCOUNT DESCRIPTION	BUDGET	THRU 03/31/25	2024-25 2024-25 2025-26 AMENDED ACTIVITY APPROVED
				BUDGET
REVENUES				
03-30-3013	MOTOR FUEL TAX	791,950	693,062	812,657
	TOTAL TAX REVENUE	791,950	693,062	812,657
03-33-3518	TRAFFIC SIGNAL REIMBURSEMENT	4,500	-	-
	TOTAL REIMBURSEMENT REVENUE	4,500	-	-
03-39-3910	INTEREST INCOME	13,000	11,757	13,000
	TOTAL MISCELLANEOUS REVENUE	13,000	11,757	13,000
	TOTAL MOTOR FUEL TAX FUND REVENUES	809,450	704,819	825,657

GL NUMBER	ACCOUNT DESCRIPTION	2024-25 AMENDE D BUDGE T	2024-25 ACTIVITY THRU 03/31/25	2025-26 APPROVED BUDGET
		BUDGET		
EXPENSES				
03-00-4113	M/R STREETS	617,282	585,484	615,985
03-00-4130	ENGINEERING	82,218	46,548	80,515
03-00-4138	ADVERTISING	1,500	-	1,500
	TOTAL CONTRACTUAL	701,000	632,032	698,000
03-00-4210-189	SUPPLIES - STREETS	30,000	30,000	45,000
03-00-4218	SUPPLIES - OTHER	19,000	5,691	7,000
	TOTAL COMMODITIES	49,000	35,691	52,000
03-00-4814	IMPROVEMENTS	113,483	-	120,358
	TOTAL CAPITAL	113,483	-	120,358
	TOTAL MOTOR FUEL TAX FUND EXPENDITURES	863,483	667,723	870,358

Village of Bourbonnais

SEWER OPERATING FUND

GL NUMBER	ACCOUNT DESCRIPTION	2024-25 BUDGET	2024-25 ACTIVITY THRU 03/31/25	2025-26 APPROV ED BUDGE T
REVENUES				
04-33-3521	OTHER REIMBURSEMENT REVENUE	3,536,201	3,270,269	3,767,013
	TOTAL REIMBURSEMENT REVENUE	3,536,201	3,270,269	3,767,013
04-35-3123	SEWER ACQUISITION FEES	-	5,400	-
04-35-3126	SEWER TAP-ON FEES	-	100	-
04-35-3130	SANITARY SEWER RECAP. FEES	-	1,000	-
	TOTAL PERMIT REVENUE	-	6,500	-
04-39-3910	INTEREST INCOME	-	698	800
	TOTAL MISCELLANEOUS REVENUE	-	698	800
	TOTAL SEWER OPERATING FUND REVENUES	3,536,201	3,277,467	3,767,813

Fiscal Year 2026 - SEWER OPERATING FUND

AMENDED

GL NUMBER	ACCOUNT DESCRIPTION	2024-25 AMENDE D BUDGE T	2024-25 ACTIVITY THRU 03/31/25	2025-26 APPROVED BUDGET
04-00-4141	LOAN PRINCIPAL	249,600	252,220	248,872

EXPENSES

04-00-4142	INTEREST EXPENSE - LOANS	31,200	28,444	57,998
04-00-4151	CONTRACTS - OTHER	3,016,202	2,839,875	3,186,332
	TOTAL CONTRACTUAL	3,297,002	3,120,539	3,493,202
04-00-4919	TRANSFER TO OTHER FUNDS	239,199	141,643	273,811
	TOTAL TRANSFERS	239,199	141,643	273,811
	TOTAL SEWER OPERATING FUND EXPENDITURES	3,536,201	3,262,182	3,767,013

**Village of
Bourbonnais
Fiscal Year 2026
- DEBT SERVICE
FUND**

DEBT SERVICE FUND

GL NUMBER	ACCOUNT DESCRIPTION	BUDGET	THRU 03/31/25	2024-25 2024-25 2025-26 AMENDED ACTIVITY APPROVED BUDGET
REVENUES				
06-39-3961	TRANSFERS FROM OTHER FUNDS	2,288,429	2,287,951	2,275,929
	TOTAL MISCELLANEOUS REVENUE	2,288,429	2,287,951	2,275,929
	TOTAL DEBT SERVICE FUND REVENUES	2,288,429	2,287,951	2,275,929

GL NUMBER	ACCOUNT DESCRIPTION	2024-25 AMENDED BUDGET	2024-25 ACTIVITY THRU 03/31/25	2025-26 APPROVED BUDGET
EXPENSES				
06-00-4143	INTEREST - G.O. BONDS	1,115,567	1,115,568	1,083,067
06-00-4144	PRINCIPAL - G.O. BONDS	1,170,000	1,170,000	1,190,000
06-00-4162	BOND ADMINISTRATIVE FEES	2,862	2,384	2,862
	TOTAL CONTRACTUAL	2,288,429	2,287,952	2,275,929
	TOTAL DEBT SERVICE FUND EXPENDITURES	2,288,429	2,287,952	2,275,929

Village of Bourbonnais

TAX INCREMENT FINANCING #18 FUND

GL NUMBER	ACCOUNT DESCRIPTION	2024-25 BUDGET	2024-25 ACTIVITY THRU 03/31/25	2025-26 APPROVED BUDGET
REVENUES				
09-30-3016	PROPERTY TAX	988,499	1,018,261	1,095,012
	TOTAL TAX REVENUE	988,499	1,018,261	1,095,012
09-39-3910	INTEREST INCOME	501	3,842	3,000
09-39-3912	INVESTMENT INCOME	-	-	3,000
	TOTAL MISCELLANEOUS REVENUE	501	3,842	6,000
	TOTAL TIF #18 FUND REVENUES	989,000	1,022,103	1,101,012

Fiscal Year 2026 - TAX INCREMENT FINANCING #18 FUND

AMENDED

GL NUMBER	ACCOUNT DESCRIPTION	2024-25 AMENDED BUDGET	2024-25 ACTIVITY THRU 03/31/25	2025-26 APPROVED BUDGET
EXPENSES				
09-00-4011	SALARIES & WAGES	121,460	111,935	153,741
09-00-4071	I.M.R.F. EXPENSE	10,822	10,337	14,452
09-00-4072	F.I.C.A. EXPENSE	7,531	6,641	9,532
09-00-4074	MEDICARE EXPENSE	1,761	1,553	2,229
09-00-4117	HEALTH & LIFE INSURANCES	24,444	22,407	33,168
	TOTAL PERSONNEL	166,018	152,873	213,122
09-00-4123	AUDIT EXPENSE	3,325	3,325	3,350

09-00-4154	OTHER PROFESSIONAL SERVICES	12,000	-	10,000
09-00-4155	ECONOMIC INCENTIVES	166,625	129,669	36,957
09-00-4172	OTHER TIF EXPENSES	78,150	96,743	148,150
	TOTAL CONTRACTUAL	260,100	229,737	198,457
09-00-4919	TRANSFER TO OTHER FUNDS	322,777	322,777	323,927
	TOTAL TRANSFERS	322,777	322,777	323,927
	TOTAL TIF #18 FUND EXPENDITURES	748,895	705,387	735,506

**Village of
Bourbonnais
Fiscal Year
2026 - IMPACT
FEES FUND**

IMPACT FEES FUND

GL NUMBER	ACCOUNT DESCRIPTION	BUDGET	THRU 03/31/25	2024-25 2024-25 2025-26 AMENDED ACTIVITY APPROVED BUDGET
REVENUES				
10-35-3108	PARK EQUIPMENT FEES	-	2,719	2,500
10-35-3132	PARK SITE FEES	-	3,997	2,500
10-35-3133	ROADWAY IMPACT FEES	-	52,970	45,000
	TOTAL PERMIT REVENUE	-	59,686	50,000
10-39-3910	INTEREST INCOME	-	9	25
	TOTAL MISCELLANEOUS REVENUE	-	9	25
	TOTAL IMPACT FEES FUND REVENUES	-	59,695	50,025

GL NUMBER	ACCOUNT DESCRIPTION	2024-25 AMENDE D BUDGE T	2024-25 ACTIVITY THRU 03/31/25	2025-26 APPROVED BUDGET
EXPENSES				
10-00-4130	ENGINEERING	-	-	4,000
	TOTAL CONTRACTUAL	-	-	4,000
10-00-4814	IMPROVEMENTS	-	-	40,000
	TOTAL CAPITAL	-	-	40,000
	TOTAL IMPACT FEES FUND EXPENDITURES	-	-	44,000

Village of Bourbonnais

TAX INCREMENT FINANCING #21 FUND

GL NUMBER	ACCOUNT DESCRIPTION	2024-25 BUDGET	2024-25 ACTIVITY THRU 03/31/25	2025-26 APPROVED BUDGET
REVENUES				
12-30-3016	PROPERTY TAX	198,050	194,328	226,042
	TOTAL TAX REVENUE	198,050	194,328	226,042
12-39-3910	INTEREST INCOME	200	733	700
	TOTAL MISCELLANEOUS REVENUE	200	733	700
	TOTAL TIF#21 FUND REVENUES	198,250	195,061	226,742

Fiscal Year 2026 - TAX INCREMENT FINANCING #21 FUND

AMENDED

GL NUMBER	ACCOUNT DESCRIPTION	2024-25 AMENDED BUDGET	2024-25 ACTIVITY THRU 03/31/25	2025-26 APPROVED BUDGET
EXPENSES				
12-00-4011	SALARIES & WAGES	40,823	37,086	61,055
12-00-4071	I.M.R.F. EXPENSE	3,637	3,405	5,739
12-00-4072	F.I.C.A. EXPENSE	2,531	2,229	3,785
12-00-4074	MEDICARE EXPENSE	592	521	885
12-00-4117	HEALTH & LIFE INSURANCES	9,818	8,999	19,715
	TOTAL PERSONNEL	57,401	52,240	91,179
12-00-4123	AUDIT EXPENSE	3,325	3,325	3,350
12-00-4154	OTHER PROFESSIONAL SERVICES	87,000	-	87,000
12-00-4172	OTHER TIF EXPENSES	-	5	-

	TOTAL CONTRACTUAL	90,325	3,330	90,350
12-00-4814	IMPROVEMENTS	50,000	-	-
	TOTAL CAPITAL	50,000	-	-
	TOTAL TIF#21 FUND EXPENDITURES	197,726	55,570	181,529

Village of Bourbonnais

BUSINESS DISTRICT FUND

GL NUMBER	ACCOUNT DESCRIPTION	2024-25 BUDGET	2024-25 ACTIVITY THRU 03/31/25	2025-26 APPROV ED BUDGE T
REVENUES				
13-30-3025-110	BOURBONNAIS BUSINESS DISTRICT TAX	201,333	170,847	228,000
13-30-3025-120	MAIN STREET BUSINESS DISTRICT TAX	480,000	397,815	516,000
13-30-3025-130	N. CONVENT BUSINESS DISTRICT TAX	756,000	821,738	1,020,000
	TOTAL TAX REVENUE	1,437,333	1,390,400	1,764,000
13-39-3910	INTEREST INCOME	6,000	12,894	15,000
	TOTAL MISCELLANEOUS REVENUE	6,000	12,894	15,000
	TOTAL BUSINESS DISTRICT FUND REVENUES	1,443,333	1,403,294	1,779,000

Fiscal Year 2026 - BUSINESS DISTRICT FUND

AMENDED

GL NUMBER	ACCOUNT DESCRIPTION	2024-25 AMENDE D BUDGE T	2024-25 ACTIVITY THRU 03/31/25	2025-26 APPROVED BUDGET
13-00-4011	SALARIES & WAGES	-	-	103,050
13-00-4071	I.M.R.F. EXPENSE	-	-	9,687
13-00-4072	F.I.C.A. EXPENSE	-	-	6,389
13-00-4074	MEDICARE EXPENSE	-	-	1,494
13-00-4117	HEALTH & LIFE INSURANCES	-	-	21,166

		-	-	141,786
	TOTAL PERSONNEL			
13-00-4130	ENGINEERING	95,250	29,186	64,981
13-00-4138	ADVERTISING	-	442	-
13-00-4154	OTHER PROFESSIONAL SERVICES	-	51,592	15,000
13-00-4155	ECONOMIC INCENTIVES	20,000	-	50,000
13-00-4185	CORRIDOR ENHANCEMENTS	12,850	12,828	-
	TOTAL CONTRACTUAL	128,100	94,048	129,981
13-00-4814	IMPROVEMENTS	-	-	50,000
	TOTAL CAPITAL	-	-	50,000
13-00-4919	TRANSFER TO OTHER FUNDS	1,301,652	1,301,652	1,449,652
	TOTAL TRANSFERS	1,301,652	1,301,652	1,449,652
	TOTAL BUSINESS DISTRICT FUND EXPENDITURES	1,429,752	1,395,700	1,771,419